

EXPERIMENTAL STUDY ON ENHANCEMENT OF HEAT TRANSFER RATE IN CONCENTRIC TUBE HEAT EXCHANGER USING TRANSFORMER OIL BASED NANO FLUIDS

Kishore¹, Dr. H N Vidyasagar², Dr. D K Ramesha³

¹Research scholar, Department of Mechanical Engineering, UVCE Bengaluru

²Professor, Department of Mechanical Engineering, UVCE Bengaluru

³Professor, Department of Mechanical Engineering, UVCE Bengaluru

Abstract: Heat exchangers are the devices used to transfer the heat from one fluid to another which are at different temperatures. Heat exchangers are playing a vital role in many engineering applications like petrochemical plants, power cycles, automobile, building and electronic sectors. Different types of heat exchangers are extensively used in various industries to transfer the heat between cold and hot fluids. The key role of the heat exchanger is to transfer heat at maximum rate. In this paper concentric tube heat exchanger is designed and fabricated with inner pipe made of copper and outer pipe made of galvanized iron. The Al_2O_3 nano particles of about 30 nm diameter are used in the present study. Nano particles were dispersed in the base fluid to enhance the rate of heat transfer and overall heat transfer coefficient. The results shows that heat transfer rate and overall heat transfer co-efficient of nano fluid is slightly higher than that of the base liquid at same mass flow rate. The heat transfer rate and overall heat transfer co-efficient of nano fluid increases with the increase of the volume concentration of the Al_2O_3 nano fluid. There is a wide scope on performance of heat exchanger and applications of nano fluid in the coming years.

Key Words: Concentric tube heat exchanger, Nano fluids, Heat Transfer, Overall heat transfer coefficient

1. INTRODUCTION

A heat exchanger is a device that transfers thermal energy from a high-temperature fluid to a low-temperature fluid with both fluids moving through the device. Heat exchangers facilitate the exchange of heat between the fluids that are different temperature while keeping them from mixing with each other. Heat exchangers find widespread use in power generation, chemical processing, electronics cooling, air-conditioning, refrigeration, and automotive applications. A Nano fluid is a fluid contain nanometer size metal particle, called nano particles. These fluids are engineering colloidal suspension of nano particles in base fluid. Nano particles used in nano fluids are typically made of metals, oxides, carbides or carbon

nano tube. Common base fluids include water, ethylene glycol and oil. They exhibit high thermal conductivity and convective heat transfer coefficient compared to the base fluid. Nano fluid is used as a cold fluid in heat exchanger which considered as a three phase fluid i.e. solid phase (nano particles), liquid phase (base fluid), and interfacial phase therefore it increases the rate of heat transfer and efficiency of heat exchanger as well. Nano fluid is prepared either by one-step or two-step method. In one-step method nano particles are synthesized in base fluid by using chemical methods. In case of two step method nano particles are firstly prepared in powder form by physical or chemical methods like laser ablation and sol-gel processing. Nano fluid stability and concentrations are characterized for best results. Argonne National Laboratory of USA by Choi in 1995 [1] which showed that thermal performance of conventional liquid could be remarkably improved using nano particles. Albadr et al. [2] experimentally studied horizontal shell and tube heat exchanger for forced convective heat transfer and flow characteristics of a counter flow under turbulent flow conditions for water as base fluid and different volume concentrations of Al_2O_3 nano fluid. Farajollahi et al. [3] used shell and tube heat exchanger for comparative investigation of Al_2O_3 and TiO_2 water nano fluid. They studied that at different nano particle concentrations the heat transfer enhancements of both nano fluids are different. TiO_2 /water and Al_2O_3 /water nano fluids have better heat transfer at higher volume concentrations, respectively. V.Santhosh Cibi, et al., [4] studied on convective heat transfer increment with graphite nano fluids by the use of shell and tube heat exchanger. They mainly focus during their research study the graphite nano fluids performed great in shell and tube heat exchanger for laminar. They used Graphite nano powders for the experimentation and stirrer with the base water by varying its concentration in the range of 0.025, 0.05, and 0.075 (in percent) by volume. During the experimentation they observed that when the concentration of the graphite was rises with different concentrations, the heat-transfer-co-efficient rises gradually with the concentrations. They

also concluded that the performance of graphite on thermal conductivity value of nano fluids was much best than heat transfer-coefficient of nano fluids, and also with graphite rise concentration and flow performance of the coldest fluid. V. Murali Krishna et.al. [5] conducted experiments to study the heat transfer rates of Al₂O₃-water nano fluids for different flow rates and volume concentrations in a concentric tube heat exchanger. Dharmalingam et.al.[6] carried out experimental study on heat transfer characteristics of water based Aluminum oxide nano fluid in a counter, parallel flow direction in a shell and tube heat exchanger in this the overall heat transfer coefficient increases with increase in mass flow rate of the nano fluid. Leong et al. [7] investigated the application of nano fluids as working fluids for a biomass heating plant with shell and tube heat recovery exchangers. The results showed that the overall and convective heat transfer coefficient increased with the application of nano fluids compared to ethylene glycol or water based fluids. P.V.Durga Prasad et.al. [8] carried out experimental investigation to enhance the heat transfer by using Aluminum oxide nano fluids at low volume concentrations and trapezoidal cut twisted tapes .Vajjha R et al. [9]were investigated experimentally convective heat transfer and pressure drop characteristics of turbulent flow of three nano fluid (CuO SiO₂ and Al₂O₃) flowing through circular pipe. The result shows that the heat transfer increased with the nano particle volume concentration. Raei et.al.[10] Measured overall heat transfer coefficient and friction factors of water based γ-Al₂O₃ nano fluid in a double pipe heat exchanger and results are demonstrated that increasing the concentration of nano fluid, flow rate and inlet temperatures increase the overall heat transfer coefficient and heat transfer rate.

In this present paper Al₂O₃ nano particle is selected with transformer oil as base fluid. The experimentation is conducted for varied volume concentration and different temperatures to study the effect of nano fluid on heat transfer rate and overall heat transfer coefficient.

2. PREPARATION OF NANO-FLUIDS

In this work, nano fluids with different volume concentrations are prepared using two step techniques. The commercially available Nano powders obtained from different mechanical, physical and chemical routes such as milling, grinding, and sol-gel and vapor phase methods were used. The Al₂O₃ nano particles with average size of 20-50 nm are uniformly distributed into the base fluid Transformer oil for making stable nano fluids of different volume concentration of 0.05 %, 0.1%, 0.5%, 1.0% and 1.5%

Table-1: Specifications of Base fluid (Transformer oil)

Sl. No.	Properties	Base fluid (Transformer Oil)
1	Density	900 kg/m ³
2	Thermal conductivity	0.157 W/mK
3	Specific heat	1860 J/kg K
4	Viscosity	0.013350 Pa-s

2.1 Characterization of Nano fluids

Thermo physical properties of Nano fluid

1. The effective properties of nano fluids like density, specific heat, thermal conductivity, and viscosity are to be calculated according to the mixing theory.

2. The density of Nano fluid is calculated using Pak and Cho correlations.

$$\rho_{nf} = (1-\varphi)\rho_{bf} + \rho_p$$

Where, ρ_{nf} is the density of nano fluids, ρ_{bf} is the density of base fluid (Transformer oil), ρ_p is the density nano particles (Al₂O₃ and CuO), φ is the volume concentration.

3. The specific heat of Nano fluid is calculated from Xuan and Roetzel correlation.

$$\rho_{nf}C_{p_{nf}} = (1-\varphi)\rho_{bf}C_{p_{bf}} + \varphi(C_p)_p \rho_p$$

Where, $C_{p_{nf}}$ is the specific heat of Nanofluid, $C_{p_{bf}}$ is the specific heat of base fluid (transformer oil), C_{p_p} is the specific heat of nanoparticles (Al₂O₃ and CuO).

4. The thermal conductivity of Nano fluid is calculated from Maxwell formula

$$k_{nf} = \frac{k_p + 2k_{bf} + 2\varphi(k_p - k_{bf})}{k_p + 2k_{bf} - \varphi(k_p - k_{bf})} k_{bf}$$

Where, K_{nf} is the thermal conductivity of Nano fluid, K_{bf} is the thermal conductivity of base fluid (transformer oil), K_p is the thermal conductivity of nano particles (Al₂O₃ and CuO).

5. The viscosity of nano fluids is calculated using Drew and Pass man correlation.

$$\mu_{nf} = (1 + 2.5 \varphi + 6.2\varphi^2)\mu_{bf}$$

Where, μ_{nf} is the viscosity of Nano fluid, μ_{bf} is the viscosity of transformer oil.

2.2 Experimental Set Up

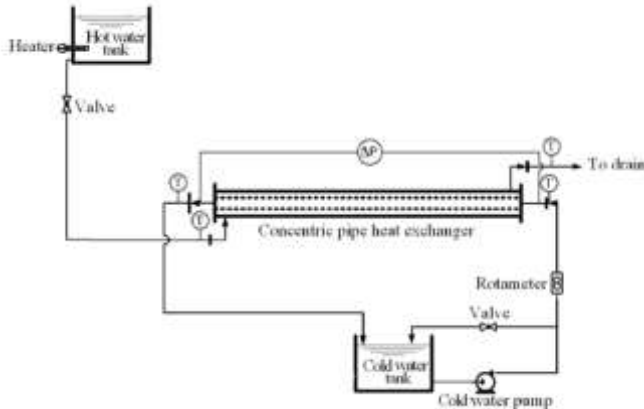


Fig-1: Schematic View of Experimental Setup

The Fig.1 shows the Schematic view of concentric tube heat exchanger. The setup mainly consists of the following components namely heating element, heat exchanger, reservoir and pump. Concentric tube is considered in the heat exchanger. The outer tube is made up of a galvanized iron (GI) with outer diameter 42mm, inner diameter 40mm. The inner pipe is made up of copper with outer diameter 13mm and inner diameter 12mm. The length of the pipe is 1000mm. The reservoir is made up of mild steel, which is coated to avoid corrosion. Here in reservoir nano fluids is stored which is supplied to the test section. The pump with (voltage 160-230V, maximum head 1524mm, discharge 800ltrs/hr) is used to supply working fluid or nano fluids from reservoir to test section. A heater of capacity 0-10 litres is used. The experimental setup with the above principle components also consist of measuring components such as flow meter having a maximum capacity 350 cc/sec to measure flow rate of working fluid supplied to the test section using the pump. It is fixed in between the reservoir output and entry section of the heating element. To measure the temperature of working fluid at different states of system the thermocouple are fixed at the different points along the flow of working fluid.

2.3 Analysis of heat Exchanger:

The experiment is conducted by using concentric tube heat exchanger for constant mass flow rate and the flow is parallel. The temperature of hot and cold fluids were noted for different volume concentrations 0.05,0.1,0.5,1.0,1.5% for three different temperatures 60°,70°,80°C. From the obtained value heat transfer and overall heat transfer co-efficient is calculated using empirical equations.

From the experimental system, the values that have been measured are the temperatures of the inlet and outlet of

the hot fluid and cold fluid for different concentrations of nanofluids at constant mass flow rates.

Hot fluid Heat transfer rate

$$Q_h = m_h \cdot C_{ph} \cdot (T_{hi} - T_{ho})$$

Cold fluid Heat transfer

$$Q_c = m_c \cdot C_{pc} \cdot (T_{co} - T_{ci})$$

where, m_h and m_c are the mass flow rate of hot and cold fluid respectively.

C_{ph} and C_{pc} are the specific heat of hot and cold fluid respectively. T_{hi} and T_{ci} are the inlet temperature of the hot and cold fluid and T_{ho} and T_{co} are the outlet temperature of the hot and cold fluid respectively.

The logarithmic mean temperature difference is

LMTD

$$\Delta T_{lm} = \frac{(T_{hi} - T_{co}) - (T_{ho} - T_{ci})}{\ln \left(\frac{T_{hi} - T_{co}}{T_{ho} - T_{ci}} \right)}$$

The overall heat transfer coefficient is

$$Q = UA_s \Delta T_{lm}$$

The experiment is conducted by using concentric tube heat exchanger for constant mass flow rate and the flow is parallel. The temperature of hot and cold fluids were noted for different volume concentration 0.05,0.1,0.5,1.0,1.5% for three different temperatures 60°,70°,80°C. From the obtained value heat transfer and overall heat transfer co-efficient is calculated using empirical equations.

3. RESULTS AND DISCUSSION

In this paper a concentric tube heat exchanger is fabricated and experimentation is conducted and results were obtained by using certain equations and the results were plotted for different volume concentrations for different temperatures

Overall heat transfer coefficient

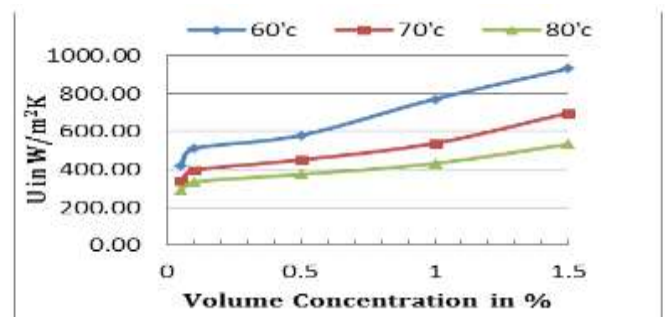


Fig-2: Variation of overall heat transfer co-efficient for different volume concentration at different temperature.

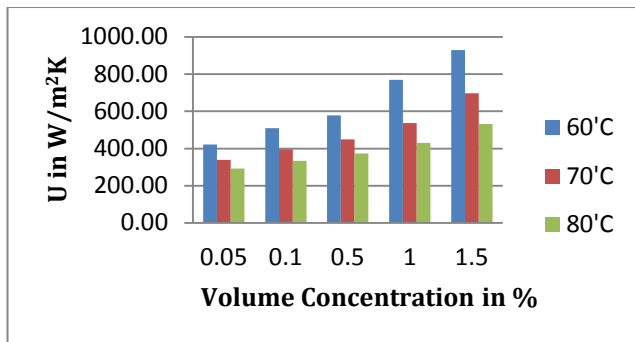


Fig-3: Variation of overall heat transfer co-efficient for different volume concentration at different temperature (Bar chart).

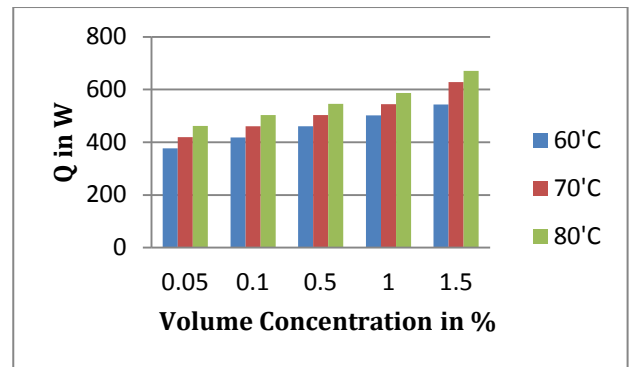


Fig-5: Variation of heat transfer for different volume concentration of Al₂O₃ Transformer oil nano fluids for different temperature (Bar chart)

From the results it is observed that overall heat transfer coefficient increases with increase in volume concentration compared to base fluids. The maximum enhancement of overall heat transfer co-efficient occurs at 1.5% volume concentration for Al₂O₃ transformer oil nano fluids. This increase of heat transfer co-efficient may be caused by high concentration of nano particles towards the wall side by particle migration and force of attraction. The overall heat transfer coefficient of nano fluids decreases with the increase of temperature since it depends on logarithmic mean temperature difference.

Heat transfer Rate

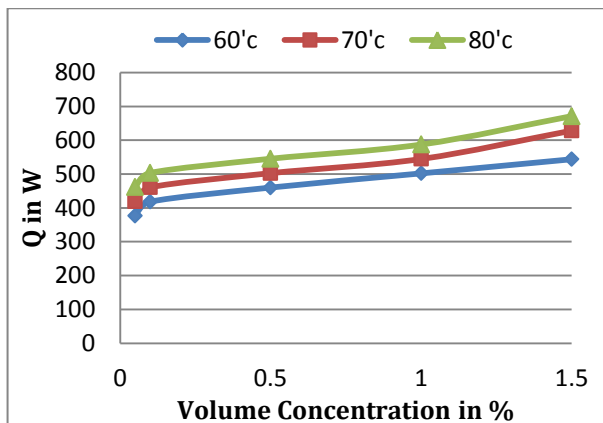


Fig-4: Variation of heat transfer for different volume concentration of Al₂O₃ Transformer oil nano fluids for different temperature

Fig: 4 and 5 shows the variation of heat transfer during the process for different volume concentration of Al₂O₃ transformer oil. Since the heat capacity of nano particles decreases as the concentration of nano particles into the base fluid increases which is the reason for nano-fluids enhanced heat transfer than conventional fluids.

4. CONCLUSION

In this work concentric tube heat exchanger is fabricated and experimental analysis is carried. Nano particles used are Al₂O₃. Nano-fluids with different volume concentration (0.05, 0.1, 0.5, 1.0, and 1.5%) were used for experimental analysis.

The following conclusions are drawn:

- The heat transfer rate and overall heat transfer coefficient were determined for Al₂O₃ transformer oil based nano fluids of different volume concentrations.
- Heat transfer rate increases with increasing volume concentration for Al₂O₃ transformer oil nano fluids
- Overall heat transfer co-efficient increases with increase in volume concentration for particular temperature. Thus Nano fluids are found to be more efficient as compared to base fluids.

REFERENCES

- [1].Choi SUS 1995 Enhancing thermal conductivity of fluids with nano particle. ASME FED **231** 99.
- [2] J. Albadr , S. Tayal , M. Alasadi, Heat transfer through heat exchanger using Al₂O₃ nano fluid at different concentrations, Case Studies in Thermal Engineering, 1(1), 2013, 38-44

- [3] B. Farajollahi, S.Gh. Etemad , M. Hojjat , Heat transfer of nanofluids in a shell and tube heat exchanger, International Journal of Heat and Mass Transfer, 53(1-3),2010, 12-17
- [4]V.SanthoshCibi,K.Gokulraj,P.Kathiravan,R.RajeshKanna, B.Ganesh,Dr.S.Sivasankaran,V.VedhagiriEswaran,‘Convective heat transfer enhancement of graphite nano fluids in shell and tube heat exchanger’. IJIRSET An ISO 3297: 2007 Certified Organization, Volume 3, Special Issue 2, April2014 ISSN (Online): 2319-8753 ISSN(Print): 2347 – 6710
- [5] V. Murali Krishna,2016, Experimental investigation of heat transfer enhancement by using Al_2O_3 water nano fluid in a concentric tube heat exchanger , International Journal of Mechanical Engineering and Technology (IJMET) Volume 7, Issue 6, November–December 2016, Pp.449–458.
- [6]R.Dharmalingam, K.K.Sivagnanaprabhu, J. Yogaraja, S. Gunasekaran, R. Mohan Experimental investigation of heat transfer characteristics of nano fluid using parallel flow, counter flow and shell and tube heat exchanger, Archive of mechanical engineering , VOL. LXII 2015. Pp: 509-522.
- [7] Leong KY, Saidur R, Mahlia TMI, Yau YH. Modeling of shell and tube heat recovery exchanger operated with nano fluid based coolants. International Journal of Heat and Mass Transfer2012;55(4):808–16.
- [8] P.V. Durga Prasad, A.V.S.S.K.S. Gupta and K. Deepak, 2014, Investigation of Trapezoidal-Cut Twisted Tape Insert in a Double Pipe U-Tube Heat Exchanger using Al_2O_3 /Water based Nanofluid, 2nd International Conference on Nano materials and Technologies (CNT 2014), Procedia Materials Science10(2015) 50 – 63,Pp: 50-63
- [9]. Ravikanth S. Vajjha et al, Development of new correlations for convective heat transfer and friction factor in turbulent regime for nanofluids International Journal of Heat and Mass Transfer 53 (2010) 4607–4618.
- [10] B. Raei, F. Shahraki, M. Jamialahmadi, S.M. Peyghambarzadeh, 2017, Experimental investigation on the heat transfer performance and pressure drop characteristics of $\gamma-Al_2O_3$ /water nano fluid in a double tube counter flow heat exchanger , Trans. Phenom. Nano Micro Scales, 4(1), Pp: 64-77