

## AYURJEEVAM HEALTH SUPPLEMENTS

Vaishnavi Ghatage<sup>1</sup>, Nikita Lohar<sup>2</sup>, Anchal Nagdev<sup>3</sup>, Srushti Patil<sup>4</sup>, Saloni Dalal<sup>5</sup>

<sup>1,2,3,4,5</sup>Department of Computer Engineering in Diploma, Sanjay Ghodawat Polytechnic, Maharashtra, India

\*\*\*

**Abstract** - This website is developed to reduce the work load of doctor. There are mainly three modules present in our website patient module, doctor module, admin module and the sub features like Articles, Contact Details, Diseases, Diet, Symptoms, Causes of the Diseases, Chabot.

### 1. INTRODUCTION

Ayurveda is regarded with the aid of many scholars to be the oldest recovery science. In Sanskrit, Ayurveda means "The Science of Life." Ayurvedic knowledge used to be originated in India more than 5,000 years ago and is often called as "Mother of All Healing." It stems from the historic Vedic subculture and used to be taught for many lots of years in an oral culture from performed masters to their disciples. Some of this understanding used to be set to print a few thousand years ago, but much of it is inaccessible. The ideas of many of the natural healing systems now that are familiar in the West have their roots in Ayurveda, which includes Homeopathy and Polarity Therapy.

Ayurveda identifies three basic sorts of power or functional ideas that are existing in all people and everything. Since there are no single phrases in English that deliver these concepts, we use the original Sanskrit words vata, pitta and kapha. These principles can be related to the simple biology of the body.

### 2. LITRATURE REVIEW

Jiva Ayurveda

Established in 1998, Jiva Medical and Research Centre is the first and biggest Ayurvedic Medical and Research Centre in the world. Jiva Medical & Research Centre serves as an integrated center of telephonic health consultation and helps in Addition Jiva Ayurveda's objective of 'taking Ayurveda to every home.'

The Jiva Medical and Research Centre serves more than 5,000 patients across India daily, with more than 70 percentages of them coming from small cities, towns and villages, where affordable and authentic healthcare is scarce or unavailable.

At the Jiva Medical and Research Centre, a team of 300 trained Ayurvedic doctors and consultants provides health consultations to patients, Recommending solutions in the form of customized Herbal medicines, Panchakarma therapies, as well As diet and lifestyle plans.

1. Calling the Jiva Medical and Research Centre-If you are a resident of India, you may contact the Jiva Medical and Research Centre with the aid of making a phone call at 0129-4040404. You will be greeted by an agent who notes down your name, contact number, age, height, weight, current health repute and few details of your present health problem. Then, it will be followed through a call from an Ayurvedic physician who will make a detailed investigation of your problem and make Recommendations based on your problem. Then, it will be followed by a call from an Ayurvedic physician who will make a detailed investigation of your problem and make recommendations based on your problem.

2. Your consultation with a Jiva doctor-

During the telephonic consultation, a Jiva doctor assigned to you thoroughly understands your health Problem, notes down your symptoms and medical history, and makes a detailed analysis of your Disease. He makes a desirable diagnosis (if the Diagnosis is not confirmed), and informs you about the possible course of treatment. The doctor also Mentions the various treatment alternatives provided by Jiva for the particular problem afflicting your health. While doing so, he also educates you about your problem, and provides tips and guidance to combat the illness.

3. Dispatching of Medicines-

If you express the desire to obtain medicines and undergo treatment at Jiva Ayurveda, then the doctor informs the logistic department about the same. The medicine is then dispatched to the delivery address provided by you. Along with the medicines, you will also receive written tips on how to take the medicines and what types of food you should eat or avoid. A weight-reduction plan chart is also included to help you follow the weight-reduction plan plan.

4. Follow-up by executive-

Few days after sending the medicine, a Jiva patient care executive will get in touch with you. He/ She will enquire about the progress in your condition and whether or not you have been taking the medicines regularly, and following the diet graph and lifestyle advice. If you are having a problem doing so, or if there are any concerns you would like to be addressed by the doctor, the executive escalates the problem to the concerned doctor who immediately gets in touch with you for details.

#### 5. Follow-up by doctor-

A follow-up session is also made by the concerned Jiva doctor a few weeks after the commencement of treatment. At this stage, the doctor will examine your health and assess the improvement or deterioration in your condition. The doctor might ask you to go for tests to evaluate your condition. The doctor will analyse your progress, answer your queries and inform you about the further course of treatment. Such follow-up consultations and interactions take area periodically until you achieve complete recovery from your problem.

#### 6. Panchakarma Treatment/ Clinic Visit-

If necessary, you may additionally be advised to Undergo treatment at the Jiva Panchakarma Center. If your health condition doesn't exhibit the desired improvements, then you may be asked to visit the nearest Jiva health facility for a personal consultation by a senior Jiva doctor.

### 3. MODULES

1. Patient Module-In patient module, there is a login form. If the patient is not registered then he /she can register with the help of Registration form. And then the patient can get access to all the features of the Patient module in website.

2. Doctor Module-Through this module doctor can keep record of all the patients and can view all the history of Patients.

3. Admin-Through this module the website will be managed by the admin.

4. Contact-In this module the doctor's contact details and the clinic details such as address and google map are provided.

### 4. SCOPE OF PROJECT

- The patient can consult the doctor through our website.
- The patient can find solution of their problems by sitting at home.
- The patient can get information of any disease through our website.
- The Doctor can also keep history of the patient through our website easily.
- The patient can communicate with doctor through chat, phone call etc.
- The website will also consist of a Google map location so that it is easier for the patient to find the clinic.
- Through our website the patient can take appointment of the doctor easily.

- With the help of our website the patient can get to know more about the treatments provided by the doctor.

- In the website there will be information about the symptoms so that the patient can go through it and can be more aware about it in advance.

### 5. CORE TECHNOLOGY

#### HTML

HTML is a computer language devised to allow website creation. These websites can then be viewed by anyone else connected to the Internet. It is relatively easy to learn, with the basics being accessible to most people in one sitting; and quite powerful in what it allows you to create. Hypertext Mark-up Language (HTML) is the standard mark-up language for creating web pages and web applications. With Cascading Style Sheets (CSS) and JavaScript, it forms a triad of cornerstone technologies for the World Wide Web.

Web browsers receive HTML documents from a web server or from local storage and render the documents into multimedia web pages. HTML describes the structure of a web page semantically and originally included cues for the appearance of the document. HTML elements are the building blocks of HTML pages. With HTML constructs, images and other objects such as interactive forms may be embedded into the rendered page. HTML provides a means to create structured documents by denoting structural semantics for text such as headings, paragraphs, lists, links, quotes and other items. HTML elements are delineated by tags, written using angle brackets. Tags such as `<img>` and `<input>` directly introduce content into the page. Other tags such as `<p>` surround and provide information about document text and may include other tags as sub-elements. Browsers do not display the HTML tags, but uses them to interpret the content of the page. HTML is an acronym which stands for Hyper Text Mark-up Language which is used for creating web pages and web applications.

#### HYPertext PREPROCESSOR (PHP)

The PHP Hypertext Preprocessor (PHP) is a programming language that allows web developers to create dynamic content that interacts with databases. PHP is basically used for developing web based software applications. This tutorial helps you to build your base with PHP.

PHP started out as a small open source project that evolved as more and more people found out how useful it was. Rasmus Lerdorf unleashed the first version of PHP way back in 1994. During 2014 and 2015, a new major PHP version was developed, which was numbered PHP 7. The numbering of this version involved some debate. While the PHP 6 Unicode experiment had never been released, several articles and book titles referenced the PHP 6 name, which might have caused confusion if a new release were to reuse the name. After a vote, the name PHP 7 was chosen.

The PHP Hypertext Preprocessor (PHP) is a programming language that allows web developers to create dynamic content that interacts with databases. PHP is basically used for developing web based software applications. This tutorial helps you to build your base with PHP.

PHP started out as a small open source project that evolved as more and more people found out how useful it was. Rasmus Lerdorf unleashed the first version of PHP way back in 1994.

**6. FLOWCHART**

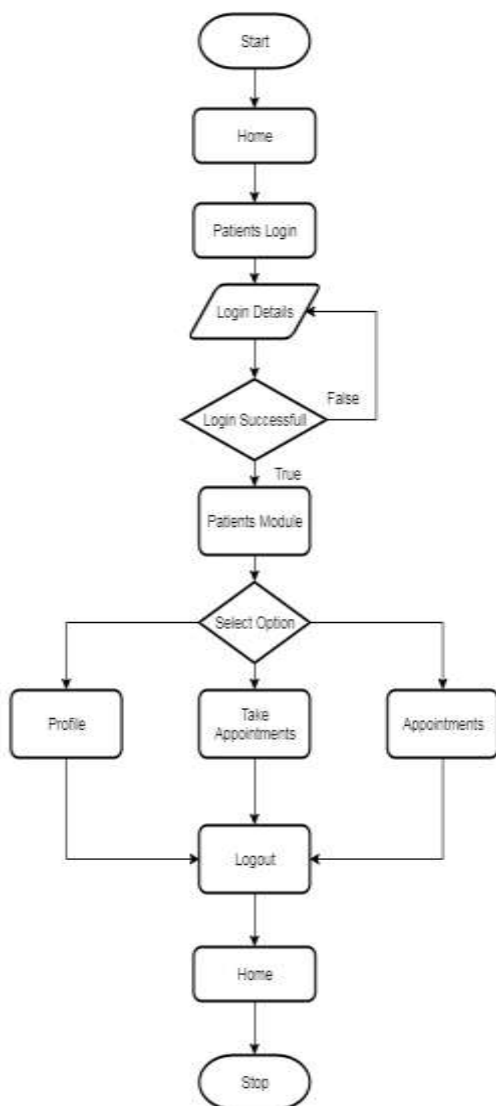


Fig.1 Patient Flowchart

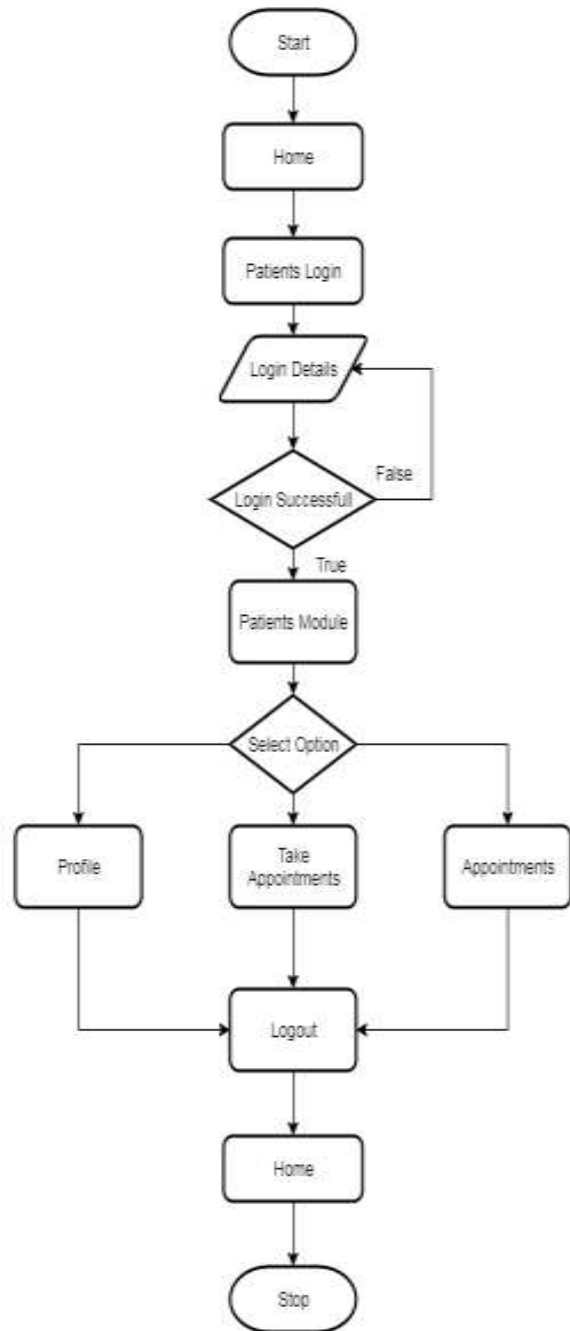


Fig.2 Doctor Flowchart

7. SNAPSHOTS OF PROJECT

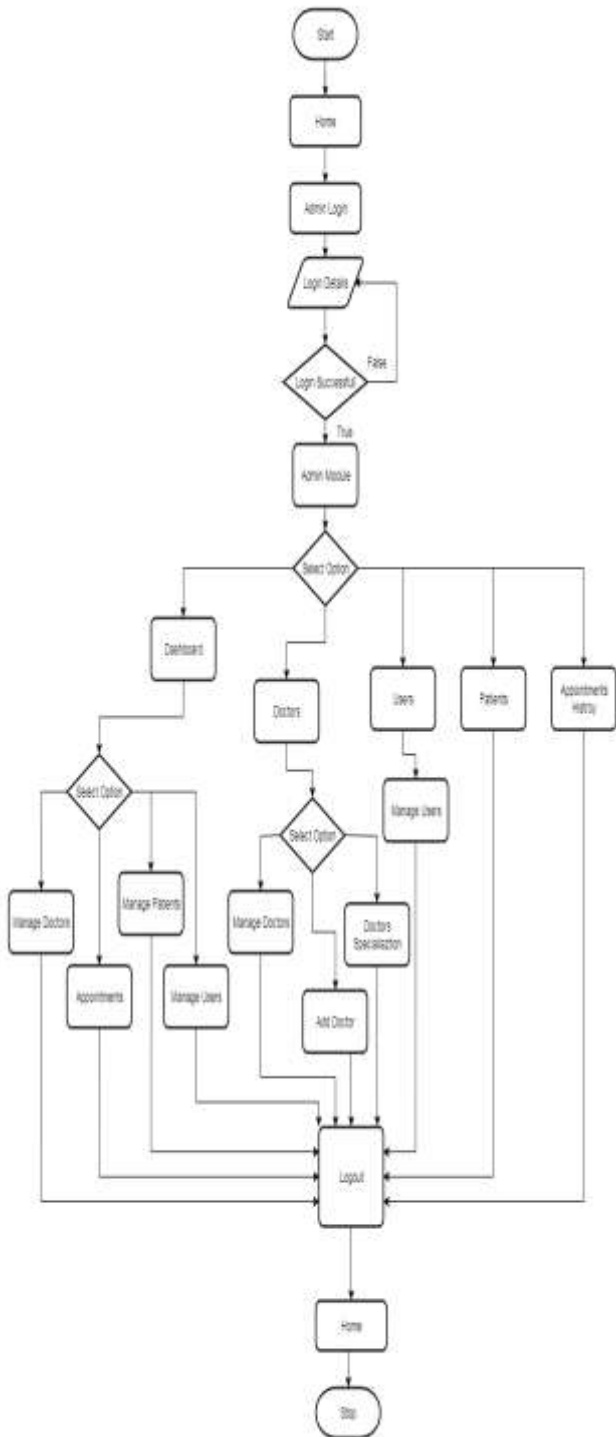


Fig.3 Admin Flowchart



Fig.4 Home Page

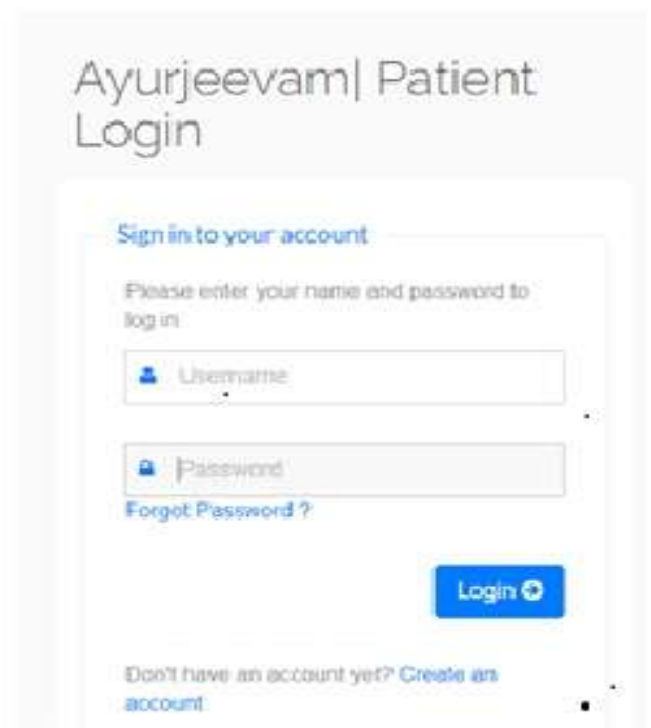


Fig.5 User Login

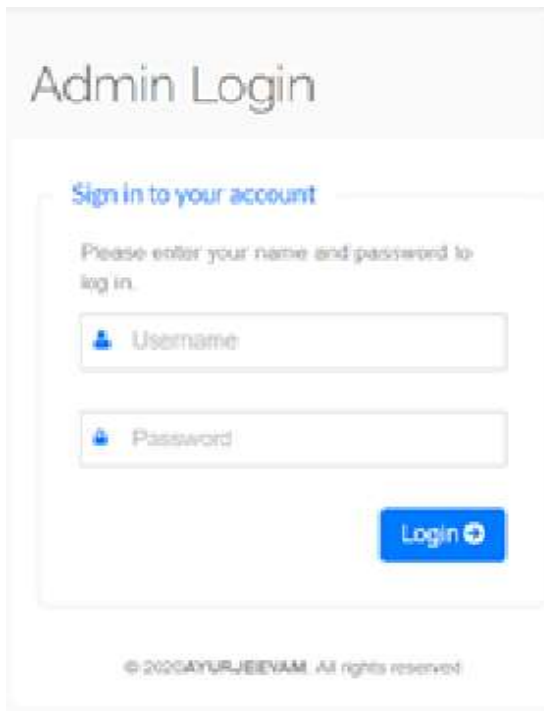


Fig.6 Admin login Page

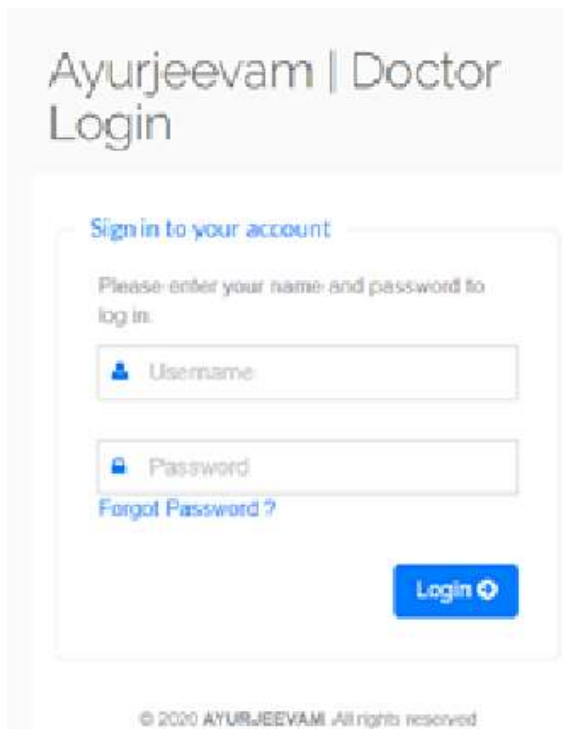


Fig.7 Doctor Login Page

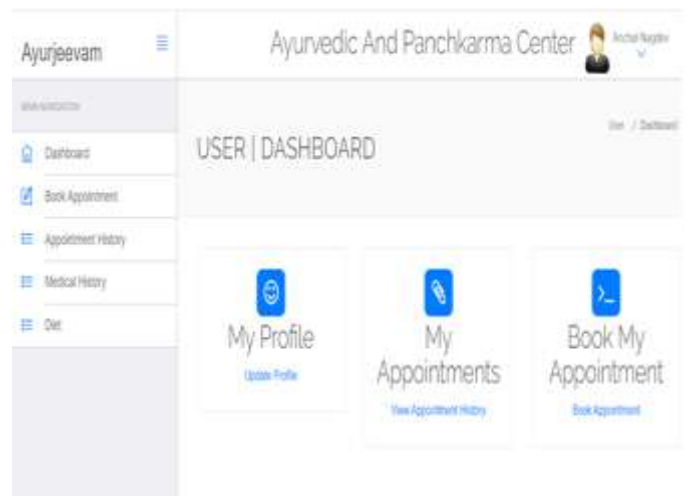


Fig.8 Dashboard

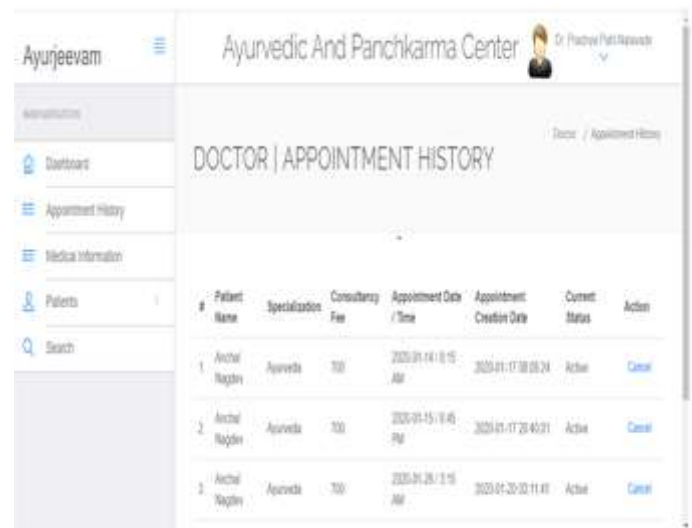


Fig.9 Appointment History

## 8. CONCLUSION

Through this website the work load of the doctor has been reduced. The history maintenance for doctor has become easy. It helps in booking appointment of patient just by sitting at the home. There is overview information of all the treatments that are in clinic and patient can know about the treatments just by sitting at home.

## REFERENCES

- [1] <https://www.prokerala.com/health/ayurveda/>
- [2] <http://ww1.ayurvedic-cooking.com/>
- [3] <https://www.ayurvedicremedies.org/>
- [4] <https://webayurvedic.com/>
- [5] <https://www.jiva.com/>
- [6] The complete reference PHP