

## Fire Detection & Alert System using AI

Varsha Bawankule<sup>1</sup>, Prof. Vaishnavi Ganesh<sup>2</sup>, Prachi Gajbhiye<sup>3</sup>, Anushree Sarojkar<sup>4</sup>, Mahima John<sup>5</sup>, Akshata Mahajan<sup>6</sup>

<sup>2</sup>Prof. Priyadarshini College of Engineering, Nagpur, Maharashtra, India.

<sup>1,3,4,5,6</sup> Priyadarshini College of Engineering, Nagpur, Maharashtra, India.

\*\*\*

**Abstract** - The proposed model spotlights on the framework which is skilled to distinguish the Fire in Real Time. The Fire is identified based on variety. Shapes and Bounding Boxes are utilized for the recognition reason. In the event that two flames are found in the casing, the framework can isolate them based on numbers. The framework is improved with Google Text to Speech Recognition because of which it is fit for creating the alarm to the client when Fire is recognized. The framework additionally comprises of five different veils in which it was perceived the way that first cover comprises of uproarious information with the picture and how inward and external loud information is diminished in different veils. Counting this, it likewise comprises of Bitwise-AND veil in which a hued picture of that specific fire should be visible and furthermore the framework has the Edge Detection capacity. Both the Bitwise-AND cover and Edge Detection are liberated from uproarious information.

**Key Words:** Fire Detection System, AI based System, Alert System, Image processing.

### 1. INTRODUCTION

Flames might happen in different conditions, like private spots, backwoods or then again open spaces. The most straightforward method for distinguishing a fire at private spots is utilizing the smoke alarms or whatever other comparable sensors, which are generally touchy to ionization or obscuration. The issue with such identifiers is that they are inclined to misleading problems. This intends that in boisterous circumstances, like smoking a cigarette or toasting a bread, an alarm might be created wrongly.

By and large, to lessen phony problems and perform fire identification precisely, two approaches are utilized. The main methodology utilizes one sort of sensor and behaviours the fire identification by a complicated calculation. An illustration of this approach is the work introduced in, which utilizes a fire recognition sensor and a fluffy wavelet classifier. Interestingly, the subsequent methodology utilizes different sensors and plays out the recognize.

Having a structure is reasonably assessed. Whether or not you have insurance that can replace any lost things, huge quantities of them are vital. This would fuse photo assortments, gifts from family members or things passed down beginning with one age then onto the following. You

similarly would be genuinely blocked by living elsewhere for at least some time. Finally, there is the excited injury of losing your home and resources.

House fire is one of the main issues for creators, manufacturers, and occupants of property. On account of identifying fire, individual sensors have been utilized for quite a while, yet they can't distinguish the degree of fire and advise the crisis reaction units. To tackle this issue, this study endeavours to propose a savvy early fire discovery framework that wouldn't just distinguish the fire by utilizing coordinated sensors yet additionally inform the suitable specialists including local group of fire-fighters, rescue vehicle administrations, and nearby police headquarters all the while to safeguard important lives and properties. Signals from the incorporated finders e.g., intensity, smoke, and fire go through the AI calculations to check the probability of the fire as well as communicated the anticipated outcome to different gatherings utilizing a GSM modem. To merge the anticipated result, organized backwoods for quick edge recognition has likewise been applied. The ultimate result of this improvement additionally limited deceptions, consequently making this framework more dependable.

The noteworthy improvement until the year 2019 is a result of the headway of Computer Vision and even more expressly Machine Learning procedures. The years 2020 and 2021 are pandemic years in light of the COVID-19 contamination. Also, the investigation was done in the essential trimester of 2021, so there were less disseminations.

### 2. Proposed System

The previous a fire is recognized, the quicker it will be that firemen will react. This can mean you might stay away from significant harm or much more terrible, the total annihilation of the home.

In real time detection we can now either be directly utilized or we can utilize them further for creating higher-request models utilized in Artificial Intelligence and Deep Learning. This Recognition is one such idea that will be applied to separate and perceive faces in computerized pictures that can be taken utilization of in different specialized fields like client passage security frameworks, face open framework, blind individuals support, and so on. Additionally, this can be

utilized in computerized camera pictures, advanced cameras for the most part incorporate specific computerized picture handling equipment - either committed chips or included hardware different chips - to change over the crude information from their picture sensor into a variety remedied picture in a standard picture document design. A film like "Westworld (1973)" was the primary element film to utilize advanced picture handling to pixelate photography to recreate an android's perspective. The proposed model purposes transformation pictures to grayscale and apply face acknowledgment to reduce the time intricacy of face location and acknowledgment. Henceforth, it distinguishes faces quicker and with a precision of over 90%.

Following are the process which takes place in background during detection.

1. The Gaussian Blur
2. Grayscale

### GUASSIAN BLUR

The gaussian blur is a type where image is capture and then blur that uses a gaussian function calculating the transformation to apply to each pixel to the capture image. The formula for this is

$$f(x) = ae^{-\frac{(x-b)^2}{2c^2}}$$

### GRAYSCALE

For grayscale pictures, the outcome is a two-layered cluster with the quantity of lines and sections equivalent to the quantity of pixel columns and segments in the picture. Low numeric qualities show hazier shades and higher upsides of lighter shades. The scope of pixel values is in many cases 0 to 255. We partition by 255 to get a scope of 0 to 1. Variety pictures are addressed as three-layered NumPy exhibits - an assortment of three two-layered clusters, one each for red, green, and blue channels. Every one, as grayscale clusters, has one worth for each pixel and their reaches are indistinguishable.

We will involve TensorFlow API Keras for building our model. How about we initially make our ImageDataGenerator for marking our information. [1] and [2] datasets are involved here for preparing. At last, we will have 980 pictures for preparing and 239 pictures for approval. We will involve information increase too.

Cascade classifier is used to make the frames for the video detection.

```
import cv2
from playsound import playsound
fire_cascade = cv2.CascadeClassifier('fire_detection.xml')
```

```
cap = cv2.VideoCapture(0)

while(True):
    ret, frame = cap.read()
    gray = cv2.cvtColor(frame, cv2.COLOR_BGR2GRAY)
    fire = fire_cascade.detectMultiScale(frame, 1.2, 5)

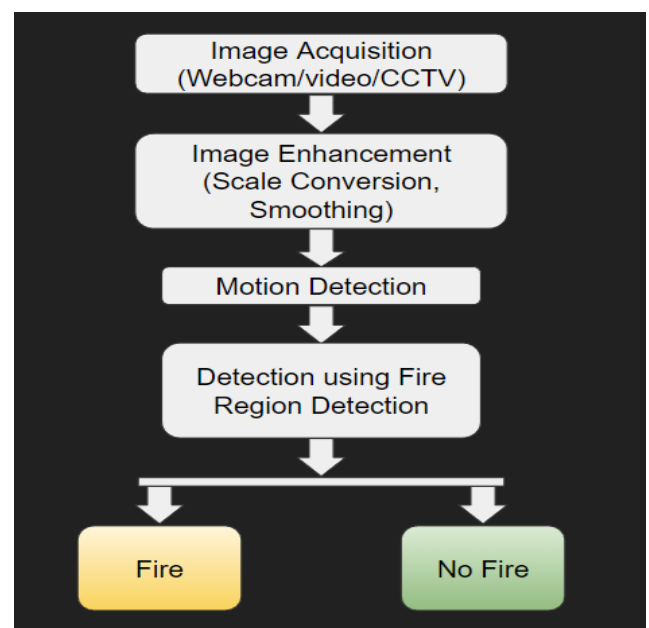
    for (x,y,w,h) in fire:
        cv2.rectangle(frame,(x-20,y-20),(x+w+20,y+h+20),(255,0,0),2)
        roi_gray = gray[y:y+h, x:x+w]
        roi_color = frame[y:y+h, x:x+w]
        print("fire is detected")
        playsound('audio.mp3')

    cv2.imshow('frame', frame)
    if cv2.waitKey(1) & 0xFF == ord('q'):
        continue
```

### 3. DESCRIPTION

Recognition Using CNN:

Develop Sequential Convolution Neural Network Layer for removing key highlights from the pixels and gain proficiency with the qualities for acknowledgment. Use include extractor and apply max pooling to every pixel gathering to decide the place of key element extractor. Use Keras weight as well as 64 layered ImageNet CNN for preparing the pictures. This prepared model will give precision between 75% to 96% relying upon the informational index size utilized for preparing. On the other hand, utilize a face acknowledgment library to acquire a similar brain network result with 80% exactness and just about 1/fifth of the time contrasted with the standard CNN model.



Following process are used like

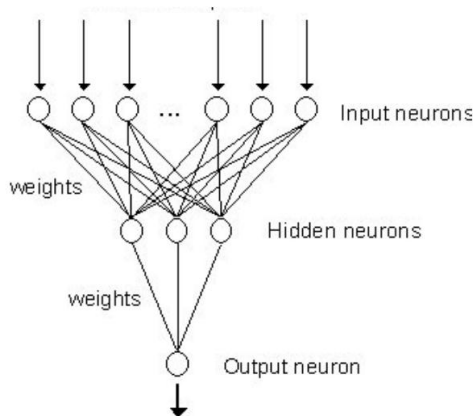
1. Edge Detection
2. Bitwise AND Operation: -
3. Feed Forward Neural Network (FFNN)

Edge detection:

Edge Detection as the name propose is the programmed identification of an item's edge. Edge is spot of quick change in picture force. In this manner while managing fire as an item, the use of edge recognition idea turns out to be vital. Edges can be sorted into three sections that are flat edge, vertical edge and inclining edge. Through edge identification we can recognize unexpected change in an article. It helps each time in isolating the articles. Generally semantic and shape data can be recovered as it is encoded in the edges.

Then we use the dataset to train our system with the given dataset. This system not only detect fire but even activate the alert system where we are using playsound library.

The Artificial Neural Network (ANN) is a numerical model or computational model in light of organic brain organizations. It is made out of an interconnected gathering of fake neurons and cycles data utilizing a connectionist approach for calculation. Feed forward brain organization (FFNN) is a kind of the brain organizations, in which each layer is taken care of by its back layer. FFNN comprises of one information layer, at least one secret layers and one result layer. Fig shows the FFNN's engineering.



The created model in this work is made for a client to control the alarm framework from a distance. This aide the client in the event that he/she isn't in the structure or even ignorant about crisis condition. The utilization of this model will keep away from the capricious circumstance or any basic circumstance from happening in the local locations without attention to the inhabitant.

```
import tensorflow as tf
import keras_preprocessing
from keras_preprocessing import image
```

```
from keras_preprocessing.image import
ImageDataGenerator
import shutil
TRAINING_DIR = "tmp5"

training_datagen = ImageDataGenerator(rescale = 1./255,
horizontal_flip=True,
```

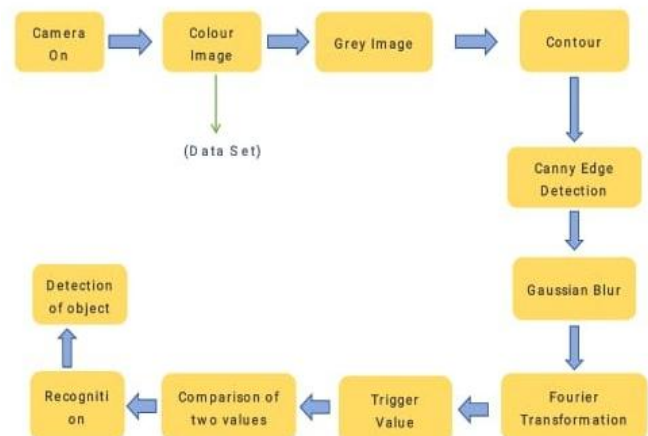
```
rotation_range=30,

height_shift_range=0.2,
fill_mode='nearest')
```

```
VALIDATION_DIR = "tmp6"
validation_datagen = ImageDataGenerator(rescale =
1./255)
```

```
train_generator = training_datagen.flow_from_directory(
TRAINING_DIR,
target_size=(224,224),
class_mode='categorical',
batch_size = 64
)
```

```
validation_generator =
validation_datagen.flow_from_directory(
VALIDATION_DIR,
target_size=(224,224),
class_mode='categorical',
batch_size= 16
)
```



Once the target is detected then the process takes place in background and compare the value on different parameter and goes under 18 stages. Below are the given parameter and value to be compared.

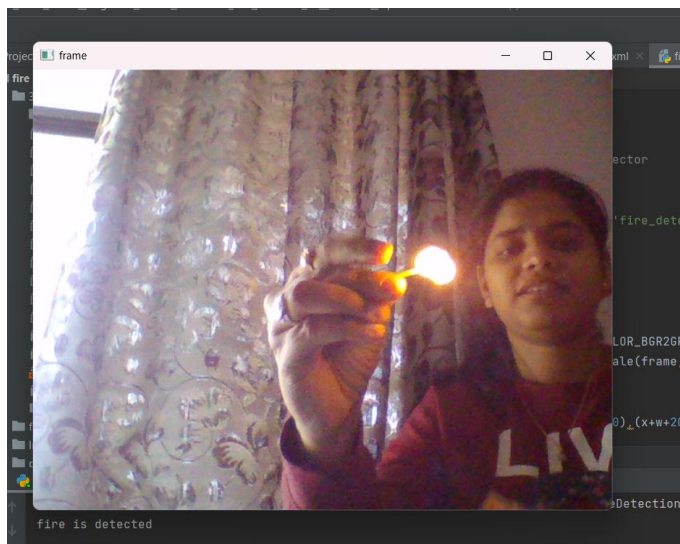
```
<stageParams>
  <boostType>GAB</boostType>
  <minHitRate>9.9500000476837158e-
01</minHitRate>
  <maxFalseAlarm>5.000000000000000e-
01</maxFalseAlarm>
  <weightTrimRate>9.4999998807907104e-
01</weightTrimRate>
  <maxDepth>1</maxDepth>

<maxWeakCount>100</maxWeakCount></stagePara
ms>
<featureParams>
  <maxCatCount>0</maxCatCount>
  <featSize>1</featSize>
  <mode>BASIC</mode></featureParams>
<stageNum>18</stageNum>
```

#### 4. CONCLUSIONS

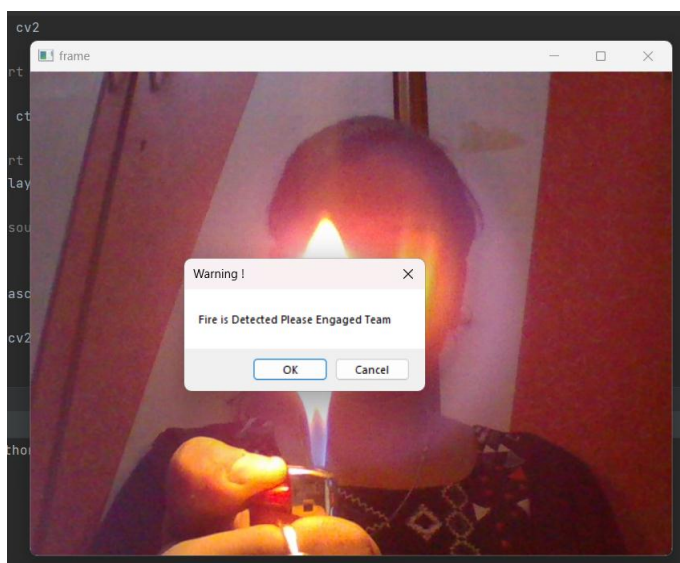
AI system will help to detect and lower the rate of accident which will decrease the need to hardware need and increase the need the use of technology. Current system uses the sensor which can take lot of money and it even require maintenance cost. This AI system will help to early recognition and prevention of such problems.

The proposed framework can precisely recognize the article which is fire continuously and can undoubtedly separate it based on numbers. It utilizes Bitwise AND activity to get the unmistakable image of what is being recognized. It additionally utilizes edge location to recover the abrupt changes in the item. The two veils contain no internal and external boisterous information. This is eliminated with the assistance of OpenCV's morphological capacity which is meant as morphologyEx().



#### REFERENCES

1. Brain, M. How Smoke Detectors Work 2000 [cited; Available from: <http://home.howstuffworks.com/smoke1.htm>.
2. 2. Gottuk, D.T., et al., Advanced fire detection using multi-signature alarm algorithms. Fire Safety Journal, 2002. 37(4): p. 381-394
3. Milke, J.A. Using Multiple Sensors for Discriminating Fire Detection. in Fire Suppression and Detection Research Application Symposium. 1999: National Fire Protection Research Foundation
4. Bahrepour, M., N. Meratnia, and P.J.M. Havinga, Automatic Fire Detection: A Survey from Wireless Sensor Network Perspectiv. 2008, Centre for Telematics and Information Technology, University of Twente: Enschede.
5. Thuillard, M. Application of Fuzzy Wavelets and Wavelets in Soft Computing Illustrated with the Example of Fire Detectors. in Wavelet Applications VII. 2000.
6. Cestari, L.A., C. Worrell, and J.A. Milke, Advanced Fire Detection Algorithms Using Data from the Home Smoke Detector Project. Fire Safety Journal, 2005. 40: p. 1-28.
7. Bagheri, M., Efficient K-Coverage Algorithms for Wireless Sensor Networks and Their Applications to Early Detection of Forest Fires, in Computing Science. 2007, SIMON FRASER UNIVERSITY. p. 75.
8. Bernardo, L., et al. A Fire Monitoring Application for Scattered Wireless Sensor Networks: A peer-to-peer cross-layering approach in International Conference on Wireless Information Networks and Systems (WINSYS'07). 2007. Barcelona, Spain.



**BIOGRAPHIES**

Varsha Subhash Bawankule  
[varshabawankule77@gmail.com](mailto:varshabawankule77@gmail.com)  
B.E -Computer Science  
Engineering Final Year student  
Designation- IT Application  
Engineer at Future Group  
Place - Nagpur, Maharashtra,  
India



Akshata Mahajan  
[akshatamahajan342@gmail.com](mailto:akshatamahajan342@gmail.com)  
B.E 4TH Year CSE student  
Nagpur, Maharashtra - India



Anushree Sarojkar  
[anushreesarojkar@gmail.com](mailto:anushreesarojkar@gmail.com)  
BE 4th year CSE student  
Nagpur, Maharashtra - India



Mahima John  
[johnmahi1720@gmail.com](mailto:johnmahi1720@gmail.com)  
BE 4 th year CSE student  
Nagpur, Maharashtra - India



Prachi Gajbhiye  
[prachigajbhiye991@gmail.com](mailto:prachigajbhiye991@gmail.com)  
B.E 4TH Year CSE student  
Nagpur, Maharashtra - India