

## Developing THELAPFIX Website

Amruta Jadhav<sup>1</sup>, Shaikh M. Zaid<sup>2</sup>, Kharat S. Yash<sup>3</sup>, Adhav V. Suyog<sup>4</sup>, Gadhiya S. Manan<sup>5</sup>

<sup>1</sup>Lecturer, Dept. of Computer Engineering, MGM's Polytechnic, Maharashtra, India

<sup>2345</sup> Student, Dept. of Computer Engineering, MGM's Polytechnic, Maharashtra, India

\*\*\*

### Abstract

THELAPFIX website is a website used to take customer order from website and provide services provides by JB Computers. JB Computer is basically a shop which provide Computer & Technological services. JB Computers provide services like laptop repair, computer repair, printer repair, OS installation, Anti-Virus installation, etc. User wants to book a service/appointment through website they have to visit thelapfix.tk. The user has 2 ways to book an appointment first through home page and the other way is through Our Services page. Using a form, you can book an appointment; the form contains all the issues related to that particular service. After booking a service user will receive a confirmation message through SMS. The technician will arrive at the user's destination at given time and date in SMS.

**Key Words:** website, laptop, desktop, repairs, services, installations, OS.

### 1. INTRODUCTION

Our project is to develop a website for JB Computers. Website like provides all the services of JB Computers online that means services that JB Computers provides will be booked or made an appointment through website. The website has friendly, simple user-interface. JB Computers is a small-scale shop which provide services like laptop repair, desktop repair, printer repair, cut surveillance, OS installation, Anti-virus installation, Data Recovery, Network/WIFI Related Solutions then they also sell computer related products like mouse, keyboard, headphones, pen drives, earphones, webcams, laptop charging adapter, cables, and all other hardware products.

#### 1.1 Benefits of THELAPFIX website

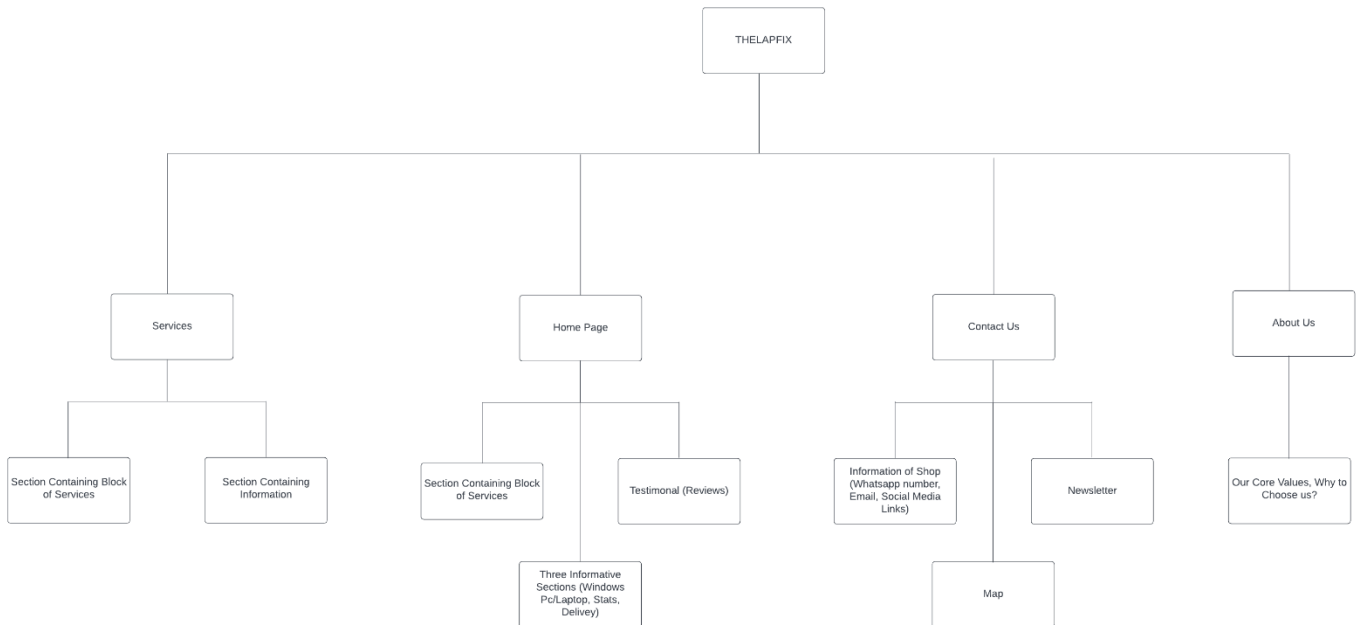
- Simple & friendly user interface.
- Faster response to customer.
- Quick repairs and services to customer.
- Quick and fast deliveries to customer.

### 2. LITERATURE REVIEW

There are many computer repair websites available on internet. As we researched through net we surfed through many websites. Websites like nnyderds.com, starwest.com, goebits.com, mobilecomputerrepair.com, etc. As we researched through websites, we came to a realization that their user interface was complicated and not so user-friendly interface. Websites which we surfed usually had a slider as the website when opened. starwest.com is a website one of the websites which we referred. As the user launches the starwest.com there is a slider showing star west's services. As we scroll down the website you can see informative sections like welcome section, etc. there is also section which shows locations of their shops. There is also newsletter given and then slider showing company's logos. starwest.com also have product page in which they sell products, also they have system page which contain desktop, servers, etc. systems. They have cart facility which show the services or product you ordered. They also have testimonial page which contain reviews of their customers. Their footer contains timings and their shop's location. Nnyderds.com is another website which we referred. This website provides many services. This website has many pages. The website has very good design of testimonials. They also have blogs which contain queries of customers. Everything else is like any other computer repair website. Websites which we referred don't have the status showing facility. Status showing page is facility provided to customer to check on their product. As user/customer login to website they can access a page in header section in "My Accounts", as user opens the status, he can see the status of their respective product

### 3. PROPOSED SYSTEM

#### 3.1 System Design: -

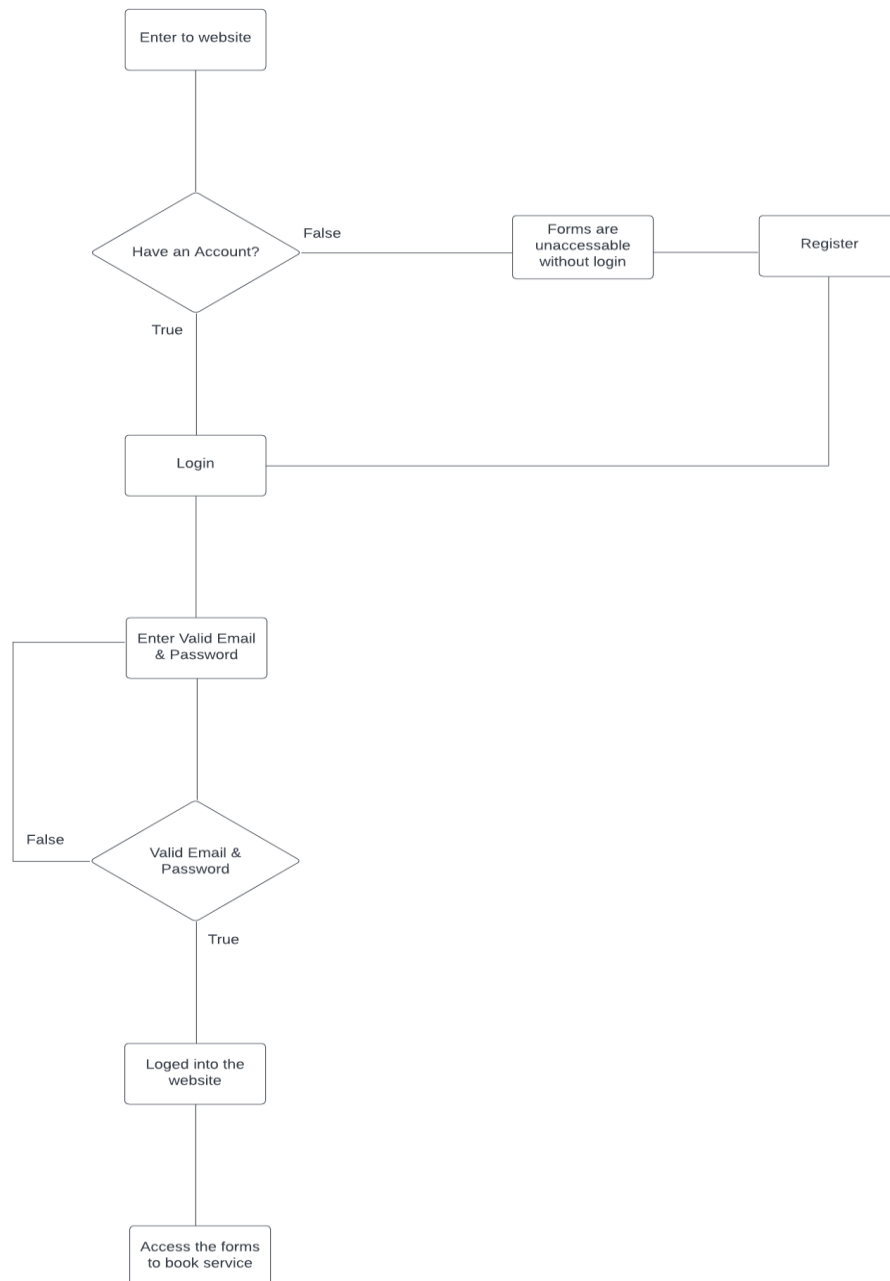


- As you can see in the above-mentioned flowchart of THELAPFIX website, there are 4 major pages i.e., Home Page, Services Page, Contact us Page and About us Page.
- The home page is major page of THELAPFIX website as it consists major sections like Our services, three informative sections i.e., windows pc/laptop repair section, stats section and delivery section and then there is testimonial section.
- The services page shows all the services which are provided by JB Computer. We have made blocks for every services. The blocks contain an overlay background image and heading of that particular block and a “Book Now” button to book that service.
- Then comes the about us page. The about us page is an informative page which contains information like “Core Values”, “Why to Choose Us”, etc.
- Website’s header is a sticky header it means that as user scrolls down the header doesn’t goes up it sticks to up.
- Footer of website contains a logo, menu and informative section which have timings of shop, address, etc.

#### 3.2 Working & Processes: -

- THELAPFIX website have facility to login/signup for user. User/customer have to make an account to avail services of the website.
- In header we have given login/signup popup. If a user/customer is new to website and have to make an appointment for service, particular individual has to first register and then login into the website.
- The forms which user/customer have to fill to make an appointment have also restrictions. The restriction is that user have to login then only they can see form and submit it.
- After submitting the form, the user will receive a SMS from JB Computers within 15 mins of working minutes. When product is under repair state user/customer can see their status in “My Accounts” then “Status”.

- The status page will provide all the information related to that particular user/customer. After the repair is done on product user will receive a SMS informing user/customer that their product is ready to go.

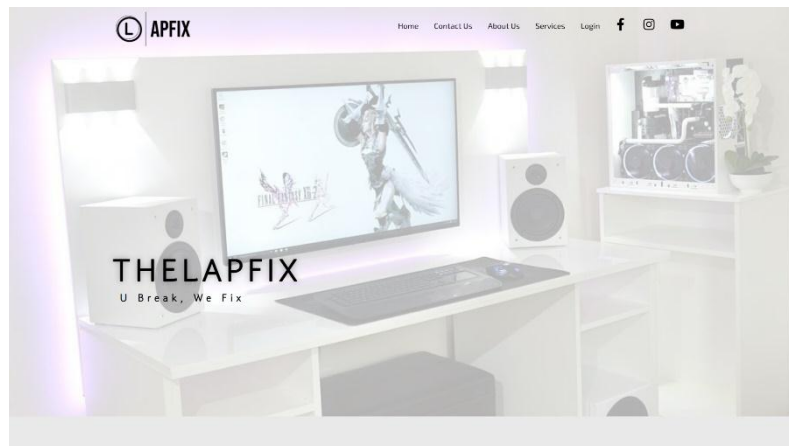


#### 4. RESULTS

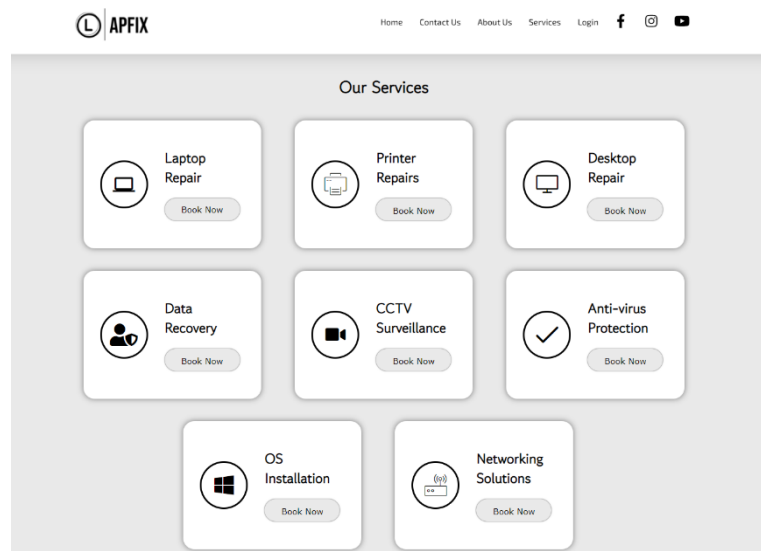
Following are the pages of THELAPFIX and their description:

##### 4.1 Home Page:

- After launching the thelapfix.tk you will see the following content. It contains a background overlay image on which the name of site exists. As you can see there is header also which contain telefax logo, menu and social media icons.



- After scrolling down the home page, you can see the “Our Services” Section which will display services like shown below.

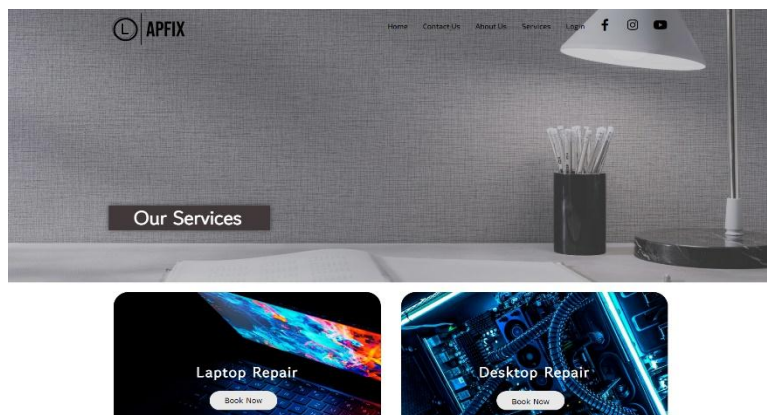


- As user clicks the button in services section, a pop-up will appear containing a form which contains the details about the particular service that the user has chosen.
- As you come down from there, there is another information section which shows that windows pc/laptop is serviced at the shop and it also contains the “Book Now” button.

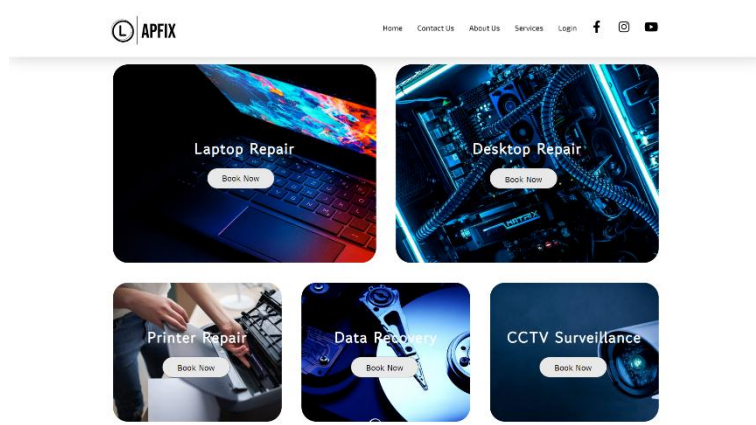


#### 4.2 Services:

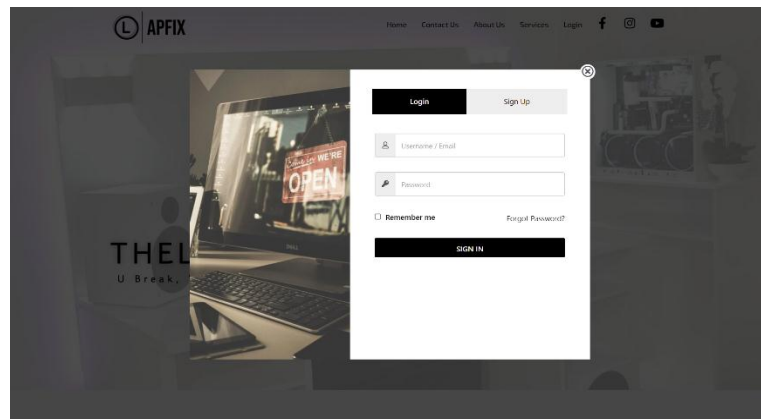
- Services page of THELAPFIX contains the services which JB Computers provides.



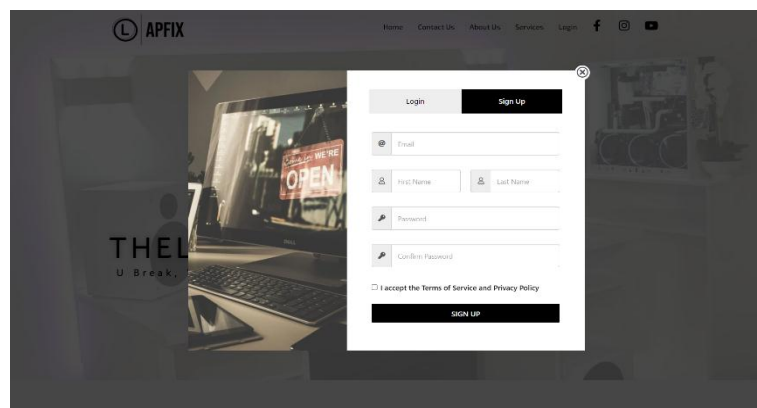
- As you see there are block of individual services like laptop repairs, desktop repair, etc.



- These blocks are similar like they are in home page i.e., they contain forms after clicking the “Book Now” button, also there is a section giving information.
- We have also provided login and signup services for our customer. Login popup contain fields like email and password also remember me and forget password.



- Sign-up login contains form fields like email, first name, last name, password and confirm password we have also provided validations.



## 5. CONCLUSION

Developing THELAPFIX Website is a sponsored project by JB Computers. So basically, we have developed this website so that customer can avail JB Computer's services online. We have developed this site using WordPress framework which is CMS (Content Management System). WordPress uses various programming languages like PHP, JavaScript, CSS, HTML. The main objective of THELAPFIX is to take entries from users/customers online. After ordering a service user/customer will receive a message within 15 working hours. The message will contain information like the arrival time of technician from JB Computers. After completing the repairs, a message will be sent again to user contain information like the delivery time of their repaired product and other information THELAPFIX website is responsive website as you can use it in different devices like mobiles, tablets, laptops. The sponsor asked for a website which takes orders online from customer. We have made individual blocks for very repair services which are provided by JB Computers. Each block of repair section has forms of that repair section for example if you click on laptop repair a form will appear showing fields related to laptop repair services. As mentioned above customer have to fill, he forms to avail the particular service they want. But to access these forms customer/user have to login to website. For registration user have to give their email, first name, last name, password to set and accept terms and conditions. After login only user will be able to use or see the forms.

## 6. REFERENCES

- How to work with WordPress? <https://blog.hubspot.com/marketing/wordpress-website>  
<https://www.wpbeginner.com/guides/>  
<https://goebits.com/>  
<https://www.starwest.com/>  
What is WordPress? <https://kinsta.com/knowledgebase/what-is-wordpress/>